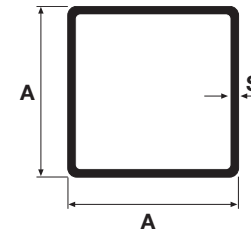


- **QUADRO**
- **RETTANGOLO**
- **SERRAMENTO**
- **SEMIOVALE/ OVALE
TRIANGOLO ISOSC.**
- **CORRIMANO**
- **FORSTER**

QUADRO

UNI 7070-82 Fe 360B



TUBOLARE

Dimensioni est. A x A mm.	SPESSORE									
	1,5	1,8	2	2,5	3	4	5	6	7	8
14x 14	0,610	0,719	0,789							
15x 15	0,647	0,763	0,839							
18x 18	0,758	0,897	0,986	1,20	1,40					
20x 20	0,869	1,030	1,130	1,38	1,63					
22x 22	0,980	1,160	1,280	1,57	1,85					
24x 24	1,050	1,250	1,380	1,70	1,99					
25x 25	1,120	1,340	1,480	1,81	2,14					
28x 28	1,240	1,470	1,630	2,00	2,37					
30x 30	1,350	1,610	1,780	2,19	2,59	3,35				
34x 34	1,610	1,920	2,120	2,62	3,10	4,04				
35x 35	1,610	1,920	2,120	2,62	3,10	4,04				
38x 38	1,350	1,610	1,780	2,19	2,59	3,35				
40x 40	1,830	2,180	2,410	2,99	3,55	4,63	4,82			
42x 42	1,870	2,230	2,460	3,05	3,62	4,73				
45x 45	2,050	2,450	2,710	3,36	3,99	5,23				
48x 48	2,160	2,580	2,860	3,55	4,21	5,52				
50x 50	2,270	2,720	3,010	3,73	4,44	5,82	7,15			
54x 54	2,270	2,710	3,010	7,73	4,44	5,82	7,15			
55x 55	2,530	3,030	3,350	4,16	4,96	6,51	8,01			

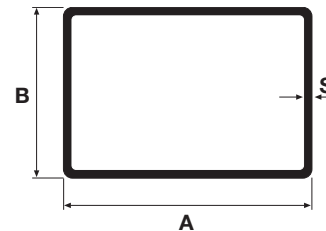
QUADRO UNI 7070-82 Fe 360B

Dimensioni est. A x A mm.	SPESSORE										
	1,5	1,8	2	2,5	3	4	5	6	7	8	10
60 x 60	2,750	3,290	3,650	4,53	5,40	7,10	8,75				
64 x 64	2,750	3,290	3,650	4,53	5,40	7,10	8,75				
65 x 65	3,010	3,600	3,990	4,96	5,92	7,80	9,62	11,40			
70 x 70	3,230	3,870	4,290	5,33	6,36	8,39	10,36	12,28			
75 x 75			4,590	5,70	6,81	8,98	11,10	13,17			
80 x 80	3,710	4,450	4,930	6,13	7,32	9,67	11,11	13,00	17,90	16,36	
90 x 90			5,520	6,87	8,21	10,90	13,44	14,99	18,53		
100 x 100			6,160	7,68	9,17	12,14	15,05	17,91	20,72	21,39	24,89
110 x 110				8,46	10,12	13,39	16,62	19,80	22,92		
120 x 120				9,24	11,05	14,64	18,18	21,67	25,11	28,43	
125 x 125				9,65	11,55	15,30	19,00	22,65	28,25	29,81	
140 x 140					12,24	16,22	20,15	24,03	27,86	31,59	
150 x 150					14,11	18,72	23,28	27,29	32,25	36,52	
175 x 175					15,99	21,23	26,41	31,55	36,63	41,67	
200 x 200					17,3	23,10	28,86	34,60			
220 x 220						27,40	34,20	39,39			
250 x 250						30,57	37,79	45,00	52,09	59,07	72,00
300 x 300							45,64	54,42	63,08	71,63	87,69

TUBOLARE

RETTANGOLO

UNI 7070-82 Fe 360B



TUBOLARE

Dimensioni est. A x B mm.	SPESSORE									
	1,5	1,8	2	2,5	3	4	5	6	7	8
20 x 10	0,647	0,763	0,839							
20 x 15	0,758	0,897	0,986							
25 x 10	0,758	0,897	0,986							
25 x 15	0,869	1,030	1,140							
25 x 20	0,980	1,260	1,280	1,570	1,850					
30 x 10	0,869	1,030	1,114							
30 x 15	0,980	1,163	1,381	1,573						
30 x 20	1,120	1,340	1,480	1,810	2,140					
30 x 25	1,240	1,470	1,630	2,000	2,370					
35 x 10	0,980	1,160	1,280	1,570						
35 x 15	1,120	1,340	1,480	1,810	2,140					
35 x 20	1,240	1,470	1,630	2,000	2,370					
35 x 25	1,350	1,610	1,780	2,190	2,590					
35 x 30	1,490	1,780	1,970	2,430	2,880	3,750				
40 x 10	1,120	1,340	1,480	1,810						
40 x 15	1,240	1,470	1,630	2,000						
40 x 20	1,350	1,610	1,780	2,190	2,590	3,350				
40 x 25	1,490	1,780	1,970	2,430	2,880	3,750				

RETTANGOLO ZINCATO: 35x15x15; 40x20x2; 50x30x2; 60x30x2; 80x40x2; 100x40x2; 120x40x2

RETTANGOLO

UNI 7070-82 Fe 360B

Dimensioni est. A x B mm.	SPESSORE									
	1,5	1,8	2	2,5	3	4	5	6	7	8
40 x 30	1,610	1,920	2,120	2,620	3,100	4,040				
40 x 35	1,720	2,050	2,270	2,800	3,330	4,340				
45 x 10	1,240	1,470	1,630	2,000	2,370					
45 x 15	1,350	1,610	1,780	2,190						
45 x 20	1,490	1,780	1,970	2,430	2,880	3,750				
45 x 25	1,610	1,920	2,120	2,620	3,100	4,040				
45 x 30	1,720	2,050	2,270	2,800	3,330	4,340				
45 x 35	1,830	2,180	2,410	2,990	2,550	4,630				
45 x 40	1,94	2,31	2,57	3,17	3,77	4,93				
50 x 10	1,35	1,61	1,78	2,19						
50 x 15	1,49	1,78	1,97	2,43	2,88					
50 x 20	1,61	1,92	2,12	2,62	3,10					
50 x 25	1,72	2,05	2,27	2,8	3,33	4,34				
50 x 30	1,83	2,18	2,41	2,99	3,55	4,63				
50 x 35	1,94	2,31	2,56	3,17	3,77	4,93				
50 x 40	2,05	2,45	2,71	3,36	3,99	5,23				
50 x 45	2,16	2,58	2,86	3,55	4,21	5,52				
55 x 20	1,72	2,05	2,27	2,80	3,33					

TUBOLARE

RETTANGOLO

UNI 7070-82 Fe 360B

TUBOLARE

Dimensioni est. A x B mm.	SPESSORE									
	1,5	1,8	2	2,5	3	4	5	6	7	8
55 x 40	2,16	2,58	2,86	3,55	4,21	5,52				
60 x 10	1,61	1,92	2,12	2,62	3,10					
60 x 15	1,72	2,05	2,27	2,80	3,33					
60 x 20	1,83	2,18	2,14	2,99	3,55	4,63				
50 x 25	1,94	2,31	2,56	3,17	3,77	4,93				
60 x 30	2,05	2,45	2,71	3,36	3,99	5,23				
60 x 35	2,16	2,58	2,86	3,55	4,21	5,52				
60 x 40	2,27	2,71	3,01	3,73	4,44	5,82	7,15			
60 x 45	2,35	2,80	3,10	3,85	4,58	6,02	7,40			
60 x 50	2,53	3,03	3,35	4,16	4,96	6,51	8,01			
70 x 15	1,94	2,31	2,56	3,17	3,77	4,93				
70 x 20	2,05	2,45	2,71	3,36	3,99	5,23				
70 x 25	2,16	2,58	2,36	3,55	4,21	5,52				
70 x 30	2,27	2,71	3,01	3,73	4,44	5,82				
70 x 40	2,53	3,03	3,35	4,16	4,96	6,51	8,01			
70 x 50	2,75	3,29	3,65	4,53	5,40	7,10	8,75			
75 x 50	2,90	3,47	3,85	4,78	5,70	7,50				
80 x 15	2,16	2,58	2,86	3,55						

RETTANGOLO

UNI 7070-82 Fe 360B

Dimensioni est. A x B mm.	SPESSORE									
	1,5	1,8	2	2,5	3	4	5	6	7	8
80 x 20	2,27	2,71	3,01	3,73	4,44					
80 x 25	2,35	2,80	3,10	3,85	4,58	6,02				
80 x 30	2,53	3,03	3,35	4,16	4,96	6,51				
80 x 35	2,64	3,16	3,50	4,34	5,18	6,81	8,38			
80 x 40	2,75	3,29	3,65	4,53	5,40	7,10	8,75			
80 x 45	2,90	3,47	3,85	4,78	5,70	7,50	9,25			
80 x 50	3,01	3,60	3,99	4,96	5,92	7,80	9,62			
80 x 60	3,23	3,87	4,29	5,33	6,36	8,39	10,36	12,28		
90 x 20	2,53	3,03	3,35	4,16	4,96					
90 x 30	2,75	3,29	3,65	4,53	5,40	7,10				
90 x 40	3,1	3,60	3,99	4,96	5,92	7,80	9,62	11,40		
90 x 50	3,23	3,87	4,29	5,33	6,36	8,39	10,36	12,28		
90 x 60			4,59	5,71	6,81	8,98	11,10	13,17		
90 x 70			4,93	6,13	7,32	9,67	11,96	14,21		
100 x 20	2,75	3,29	3,65	4,53	5,40	7,10				
100 x 25	2,90	3,47	3,85	4,78	5,70	7,50				
100 x 30	3,01	3,60	3,99	4,97	5,92	7,80				
100 x 35 b.t.	3,23	3,87	4,29	5,33	6,36	8,39				
100 x 40	3,23	3,87	4,29	5,33	6,36	8,39	10,86	12,28		
100 x 50			4,59	5,70	6,81	8,98	11,10	13,17		

TUBOLARE

RETTANGOLO

UNI 7070-82 Fe 360B

TUBOLARE

Dimensioni est. A x B mm.	SPESSORE									
	1,5	1,8	2	2,5	3	4	5	6	7	8
100 x 60			4,93	6,13	7,32	9,67	11,96	14,12		
100 x 70			5,23	6,50	7,77	10,26	12,70	15,10		
100 x 80			5,52	6,87	8,21	10,90	13,44	15,99	18,48	
110 x 30			4,29	5,33	6,36	8,39				
110 x 50			4,93	6,13	7,32	9,67	11,96	14,21		
120 x 30			4,59	5,70	6,81	8,98				
120 x 40			4,93	6,13	7,32	9,67	11,96	14,21		
120 x 50			5N26	6,50	7,77	10,26	12,70	15,10		
120 x 60			5,52	6,87	8,21	10,90	13,44	15,99	18,45	
120 x 80			6,16	7,68	9,17	12,14	15,02	17,91	20,72	
120 x 100				8,46	10,11	13,39	16,53	19,69		
130 x 50			5,52	6,87	8,21	10,90	13,44	15,99		
130 x 60			5,87	7,31	8,73	11,54	14,31	17,02	19,60	
140 x 40			5,52	6,87	8,21	10,90	13,44	15,99		
140 x 50			5,87	7,31	8,73	11,54	14,31	17,02	19,60	
140 x 60			6,16	7,68	9,17	12,14	15,02	17,91	20,72	
140 x 70				8,65	9,62	12,73	15,79	18,80	21,76	
140 x 80				8,46	10,11	13,39	16,53	19,69	22,80	

RETTANGOLO - UNI 7070-82 Fe 360B

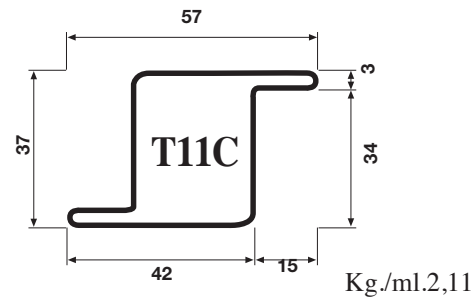
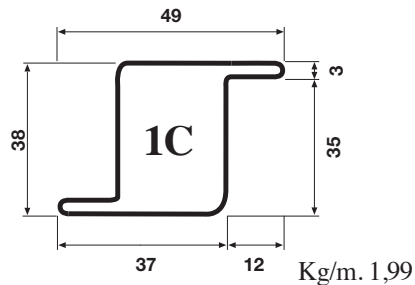
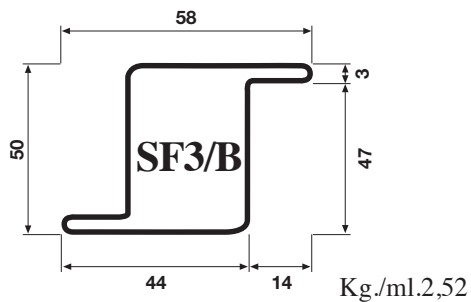
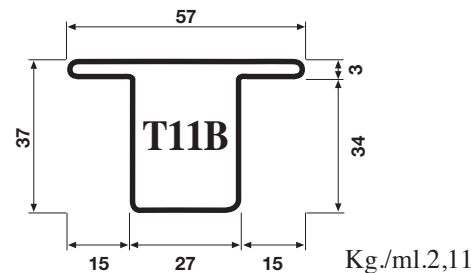
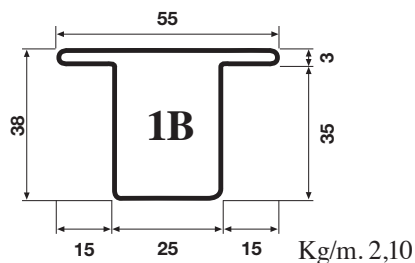
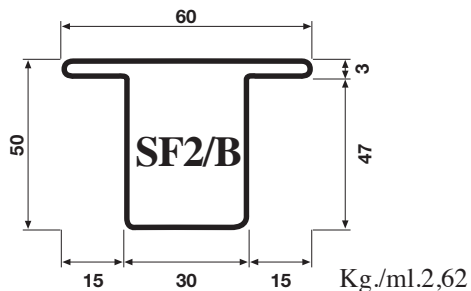
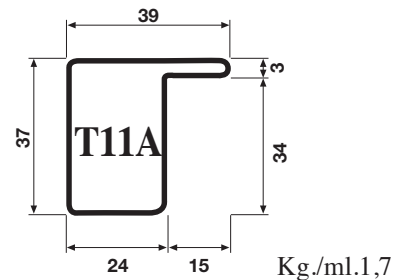
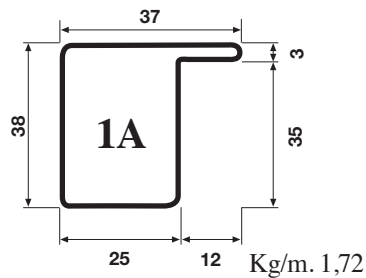
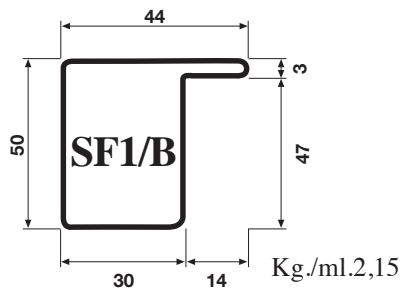
Dimensioni est. A x B mm.	SPESSORE										
	1,5	1,8	2	2,5	3	4	5	6	7	8	10
140 x 100					11,03	14,61	18,14	21,61	25,05	28,62	
150 x 30			5,53	6,88	8,22	10,86	13,45				
150 x 40			5,87	7,31	8,73	11,54	14,31	17,02			
150 x 50			6,16	7,68	9,17	12,14	15,05	17,91			
150 x 60				8,65	9,62	12,73	15,79	18,80	21,76		
150 x 75				8,42	10,06	13,32	16,53	19,69	22,80		
150 x 100					11,50	15,30	19,00	22,65	26,25	28,81	
160 x 50				8,65	9,62	12,73	15,79	18,80	21,76		
160 x 60				8,42	10,06	13,32	16,53	19,69	22,80		
160 x 80					11,05	14,64	18,19	21,61	25,05	28,43	
160 x 90					11,54	15,29	19,00	22,65	26,25	29,81	
160 x 100					12,23	16,21	20,14	24,02	27,81	31,59	
180 x 60					11,05	14,64	18,19	21,61	25,05		
180 x 80					12,23	16,21	20,14	24,02	27,81	31,59	
200 x 80					12,23	16,21	20,14	24,02	27,81	31,59	
200 x 100					14,11	18,72	23,28	27,79	32,25	36,58	
200 x 150					15,99	21,23	26,41	31,55	36,63	41,67	
250 x 100					15,99	21,23	26,41	31,55	36,63	41,67	
250 x 150								38,40			
300 x 100						24,29	29,94	35,58	41,10	46,51	56,29
300 x 150						27,43	33,87	40,29	46,60	52,79	64,14
300 x 200						30,57	37,79	45,00	52,09	59,07	72,00
400 x 200							45,64	54,42	63,08	71,63	87,69
400 x 250							49,57	59,13	68,58	77,91	95,54

TUBOLARE

SERRAMENTO

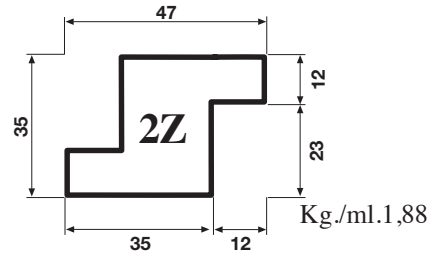
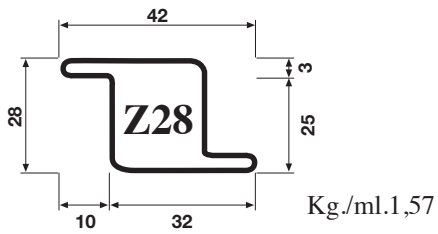
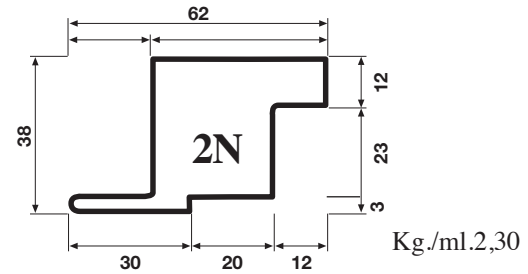
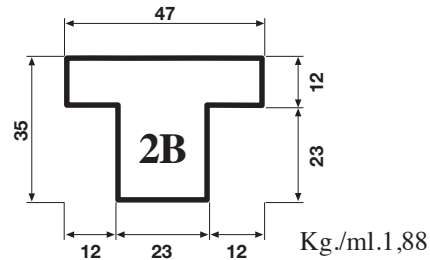
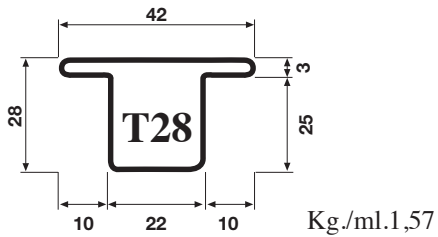
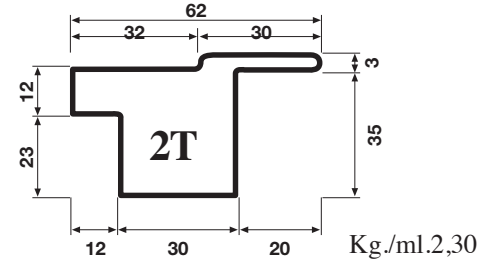
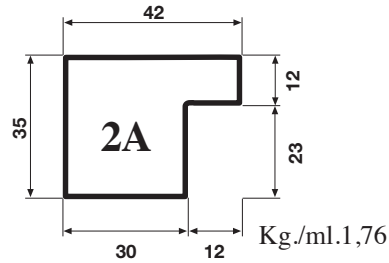
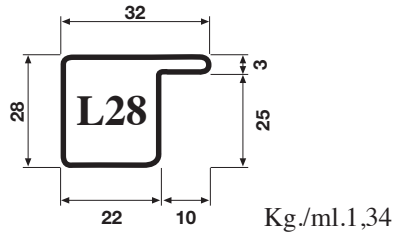
UNI 7070-82 Fe 360B

TUBOLARE



SERRAMENTO

UNI 7070-82 Fe 360B

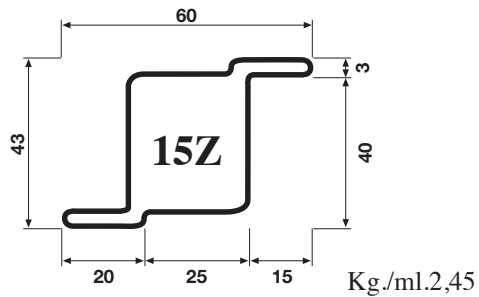
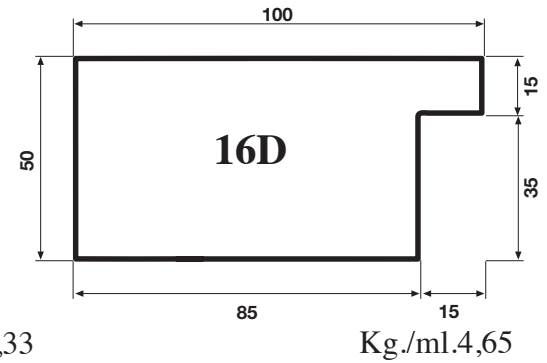
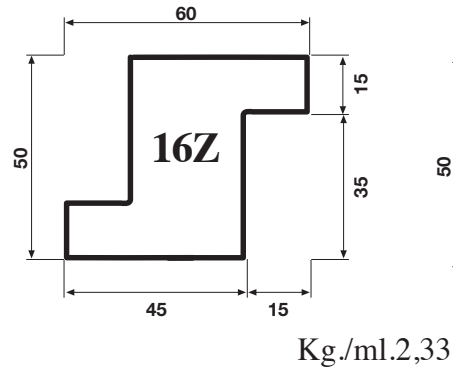
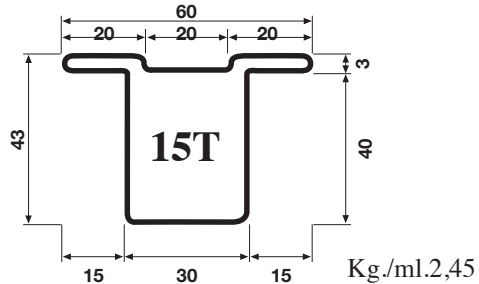
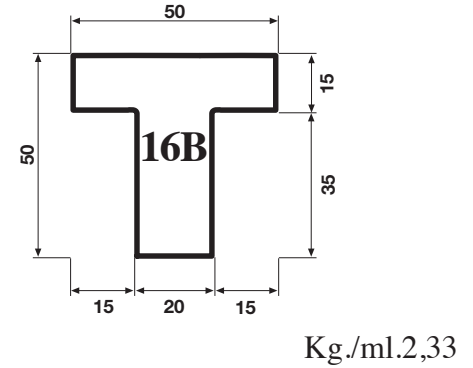
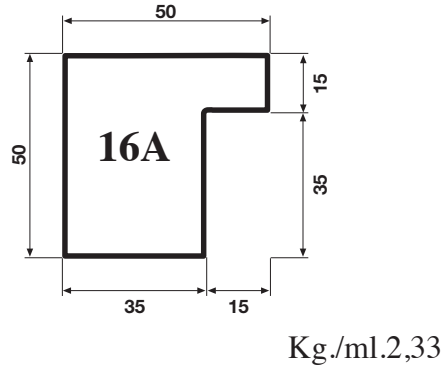
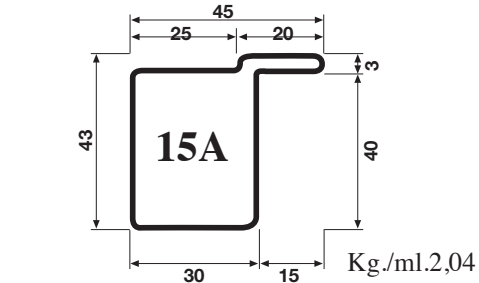


TUBOLARE

SERRAMENTO

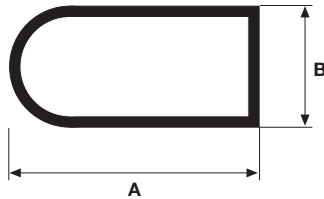
UNI 7070-82 Fe 360B

TUBOLARE

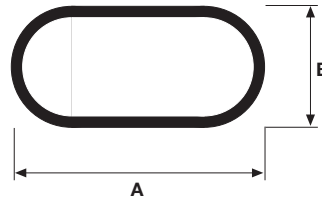


SEMIOVALE/ OVALE ELLITTICO/ TRIANGOLO ISOSCELE UNI 7070-82 Fe 360B

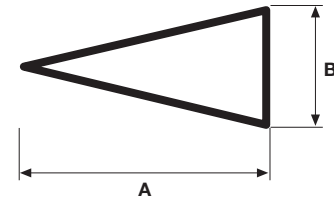
Semiovale



Ovale



Triangolo Isoscele



TUBOLARE

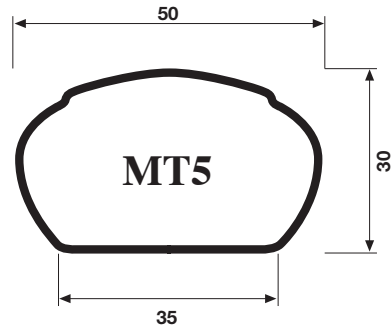
Dimensioni A x B	Spessore	Peso per ml. Kg.
30 x 15	1,5	0,97
30 x 15	2	1,27
40 x 20	1,5	1,23
40 x 20	2	1,62
50 x 25	1,5	1,60
50 x 25	2	2,11
50 x 25	2,5	2,60
50 x 25	3	3,09
60 x 30	1,5	1,97
60 x 30	2	2,61
60 x 30	2,5	3,25
60 x 30	3	3,87
80 x 40	1,5	2,60
80 x 40	2	3,45
80 x 40	2,5	4,25
80 x 40	3	5,07

Dimensioni A x B	Spessore	Peso per ml. Kg.
30 x 15	1,5	0,86
30 x 15	2	1,13
40 x 20	1,5	1,12
40 x 20	2	1,47
50 x 25	1,5	1,50
50 x 25	2	1,95
50 x 25	2,5	2,42
50 x 25	3	2,86
60 x 30	1,5	1,87
60 x 30	2	2,47
60 x 30	2,5	3,05
60 x 30	3	4,70
80 x 45	1,5	2,41
80 x 45	2	3,18
80 x 45	2,5	3,95
80 x 45	3	4,70
120 x 40	1,5	3,31
120 x 40	2	4,39
120 x 40	2,5	5,46
120 x 40	3	6,51

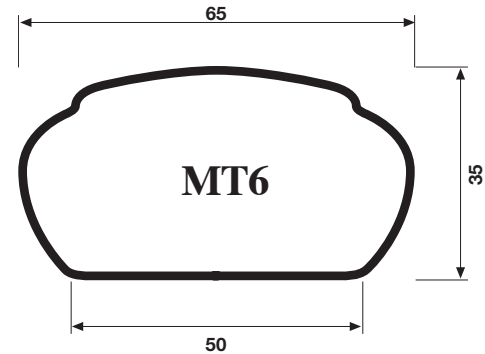
Dimensioni A x B	Spessore	Peso per ml. Kg.
30 x 15	1,5	0,86
30 x 15	2	1,13
40 x 20	1,5	1,24
40 x 22	2	1,63
65 x 30	1,5	1,86
65 x 30	2	2,45
65 x 30	2,5	3,03
65 x 30	3	3,60
70 x 40	1,5	2,09
70 x 40	2	2,76
70 x 40	2,5	3,42
70 x 40	3	4,07

CORRIMANO

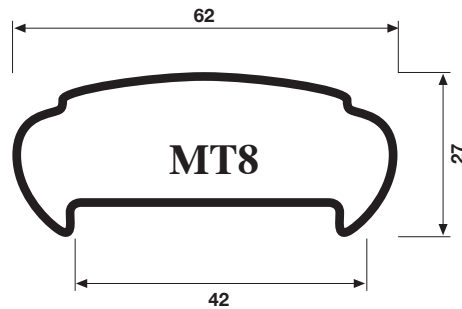
TUBOLARE



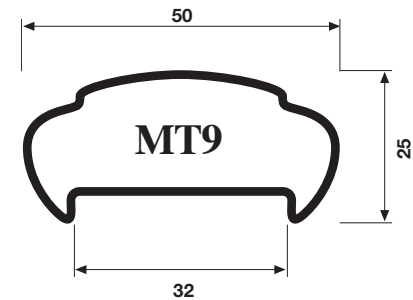
15/10 = Kg./ml.1,65



15/10 = Kg./ml.2,15



15/10 = Kg./ml.1,87



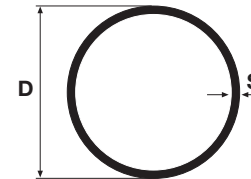
15/10 = Kg./ml.1,60

TUBO

- **CARPENTERIA**
- **TONDO**
- **SENZA SALDATURA**
- **ZINCATO VITE
MANICOTTO**

CARPENTERIA

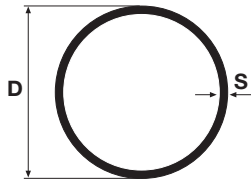
UNI 7070-82 Fe 360B



TUBO

ø esterno in pollici	ø esterno in millimetri	Spessore	Peso Kg/ml
3/8"	16,75	1,80	0,66
1/2"	21,25	2,00	0,95
3/4"	26,75	2,35	1,41
1"	33,48	2,65	2,01
1 1/4"	42,25	2,65	2,58
1 1/2"	48,25	2,90	3,25
2"	60,00	2,90	4,11
2 1/2"	76,00	3,00	5,40
3"	90,00	3,00	6,36
3 1/2"	102,00	3,30	8,03
4"	114,30	3,30	9,04
4 1/2"	127,00	3,70	11,26
5"	139,70	3,70	12,41
5 1/2"	152,00	4,00	14,61
6"	168,00	4,00	16,18
7 1/2"	193,70	4,00	18,65
8"	219,00	5,00	26,40

CARPENTERIA ZINCATO: 1/2; 3/4; 1"; 1" 1/4; 1" 1/2; 2"



TONDO

UNI 7070-82 Fe 360B

Diametro est. D mm.	SPESSORE									
	1,5	1,8	2	2,5	3	4	5	6	7	8
12	0,389									
12,7	0,415									
13	0,426									
14	0,463									
15	0,499									
16	0,536	0,630	0,691							
16,75	0,564	0,664	0,727							
17,2	0,581	0,684	0,750							
18	0,610	0,719	0,789							
19	0,647	0,763	0,838							
20	0,684	0,808	0,888	1,07	1,26					
21	0,721	0,852	0,937	1,141	1,332					
21,25	0,731	0,863	0,950	1,16	1,38					
22	0,758	0,897	0,986	1,20	1,40					
25	0,869	1,030	1,130	1,38	1,63					
26,75	0,934	1,100	1,220	1,49	1,76					
27	0,943	1,110	1,230	1,51	1,77					

TUBO

TONDO

UNI 7070-82 Fe 360B

Diametro est. D mm.	SPESSORE									
	1,5	1,8	2	2,5	3	4	5	6	7	8
28	0,980	1,160	1,280	1,57	1,85					
30	1,050	1,250	1,380	1,70	1,99					
32	1,120	1,340	1,480	1,81,2,14						
33,4	1,180	1,400	1,550	1,91	2,25					
35	1,240	1,470	1,630	2,00	2,37					
38	1,350	1,610	1,780	2,19	2,59	3,35				
39	1,380	1,650	1,820	2,25	2,66	3,45				
40	1,420	1,700	1,870	2,31	2,73	3,55				
42	1,490	1,780	1,970	2,43	2,88	3,75				
45	1,610	1,920	2,120	2,62	3,10	4,04				
47	1,680	2,000	2,220	2,74	3,25	4,24				
48	1,720	2,050	2,270	2,80	3,33	4,34				
50	1,790	2,140	2,370	2,93	3,48	4,54				
51	1,830	2,180	2,410	2,990	3,550	4,630				
52	1,870	2,230	2,460	3;050	3,620	4,730				
54	1,940	2,310	2,560	3,170	3,770	4,930				
55	1,980	2,360	2,610	3,230	3,850	5,030				

TUBO

TONDO

UNI 7070-82 Fe 360B

Diametro est. D mm.	SPESSORE									
	1,5	1,8	2	2,5	3	4	5	6	7	8
56	2,010	2,400	2,660	3,300	3,920	5,10				
57	2,050	2,450	2,710	3,360	3,990	5,230				
58	2,090	2,490	2,760	3,420	4,070	5,330				
60	2,160	2,580	2,860	3,550	4,210	5,520	6,780			
62	2,390	2,670	2,910	3,670	4,360	5,720	7,030			
63	2,270	2,710	3,010	3,730	4,440	5,820	7,170			
65	2,350	2,800	3,100	3,850	4,580	6,020	7,400			
66	2,387	2,851	3,158	3,197	4,663	6,119	7,526			
70	2,530	3,030	3,350	4,160	4,960	6,510	8,010			
73	2,640	3,160	3,500	4,340	5,180	6,810	8,380			
76	2,750	3,290	3,650	4,530	5,400	7,100	8,750			
80	2,900	3,470	3,850	4,780	5,700	7,500	9,250	10,950		
83	3,010	3,600	3,900	4,960	5,290	7,800	9,620	11,400		
89	3,230	3,870	4,290	5,330	6,360	8,390	10,360	12,280		
90	3,270	3,910	4,340	5,390	6,440	8,480	10,480	12,430		
95		4,140	4,590	5,700	6,810	8,980	11,100	13,170	15,200	
96		4,180	4,630	5,760	6,880	9,080	11,220	13,320	15,370	

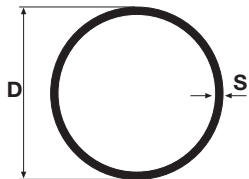
TUBO

TONDO

UNI 7070-82 Fe 360B

TUBO

Diametro est. D mm.	SPESSORE									
	1,5	1,8	2	2,5	3	4	5	6	7	8
102		4,450	4,930	6,130	7,320	9,670	11,960	14,210	16,400	
108		4,717	5,231	6,508	7,772	10,265	12,708	15,101	17,445	
114		4,980	5,520	6,870	8,210	10,900	13,440	15,990	18,480	
121		5,290	5,870	7,310	8,730	11,450	14,310	17,020	19,690	
124		5N427	6,021	7,495	8,957	11,844	14,682	17,470	20,209	
127		5,560	6,160	7,680	9,170	12,140	15,050	17,910	20,720	
129			6,267	7,803	9,327	12,336	15,299	18,210	21,073	
133				8,050	9,620	12,730	15,790	18,830	21,760	
139				8,420	10,060	13,320	16,530	19,690	22,800	
141				8,540	10,210	13,520	16,770	19,980	23,140	
148				9,975	10,734	14,213	17,643	21,024	24,355	
152				9,220	11,030	14,610	18,140	21,610	25,050	
159					11,540	15,300	19,000	22,650	26,250	29,810
168,3				10,230	12,240	16,220	20,150	24,030	27,860	31,640
186,5				11,350	13,584	18,013	22,393	26,724	31,005	35,237
193,7					14,120	18,720	23,280	27,790	32,250	36,660
219,1					15,990	21,230	26,410	31,550	36,630	41,670



SENZA SALDATURA UNI 8863/L Fe 330 ZINCATO VITE MANICOTTO UNI 8863 (zincatura UNI 5745)

senza saldatura

ø est. in pollici	ø est.		Spessore	Peso Kg/ml
	max	min		
1/8	10,4	9,7	1,8	0,369
1/4	13,9	13,2	2,0	0,573
3/8	17,4	16,7	2,0	0,747
1/2	21,7	21,0	2,35	1,10
3/4	27,1	26,4	2,35	1,41
1	34,0	33,2	2,9	2,21
1¼	42,7	41,9	2,9	2,84
1½	48,6	47,8	2,9	3,26
2	60,7	59,6	3,25	4,56
2½	76,3	75,2	3,25	5,81
3	89,4	87,9	3,65	7,65
3½	101,8	100,3	3,65	8,77
4	114,9	113,0	4,05	11,0
5	140,8	138,5	4,85	16,2
6	166,5	163,9	4,85	19,2

zincato vite manicotto

ø est. in pollici	ø est.		Spessore	Peso Kg/ml
	max	min		
1/8	10,4	9,7	1,8	0,372
1/4	13,9	13,2	2,0	0,577
3/8	17,4	16,7	2,0	0,753
1/2	21,7	21,0	2,35	1,111
3/4	27,1	26,4	2,35	1,42
1	34,0	33,2	2,9	2,23
1¼	42,7	41,9	2,9	2,87
1½	48,6	47,8	2,9	3,30
2	60,7	59,6	3,25	4,63
2½	76,3	75,2	3,25	5,93
3	89,4	87,9	3,65	7,82
3½	101,8	100,3	3,65	8,95
4	114,9	113,0	4,05	11,3
5	140,8	138,5	4,85	16,7
6	166,5	163,9	4,85	19,8

TUBO